

RESONON

PIKA XC2 HYPERSPECTRAL CAMERA

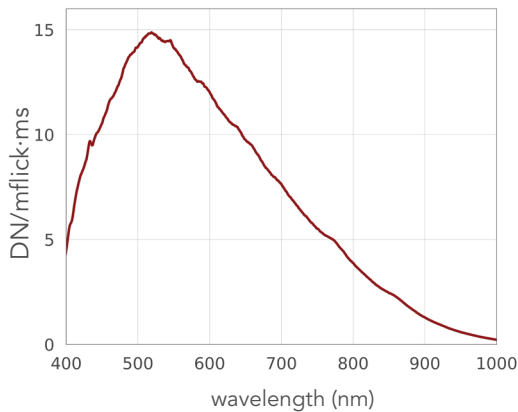


The Pika XC2 is a line-scan hyperspectral camera that covers the visible and near-infrared spectral range (400 – 1000 nm). The Pika XC2 has high spatial resolution and best in-class spectral resolution, providing excellent imaging quality. It can be used with any of Resonon’s benchtop, outdoor, and airborne systems, standalone with our software development kit, and integrated into machine vision systems.

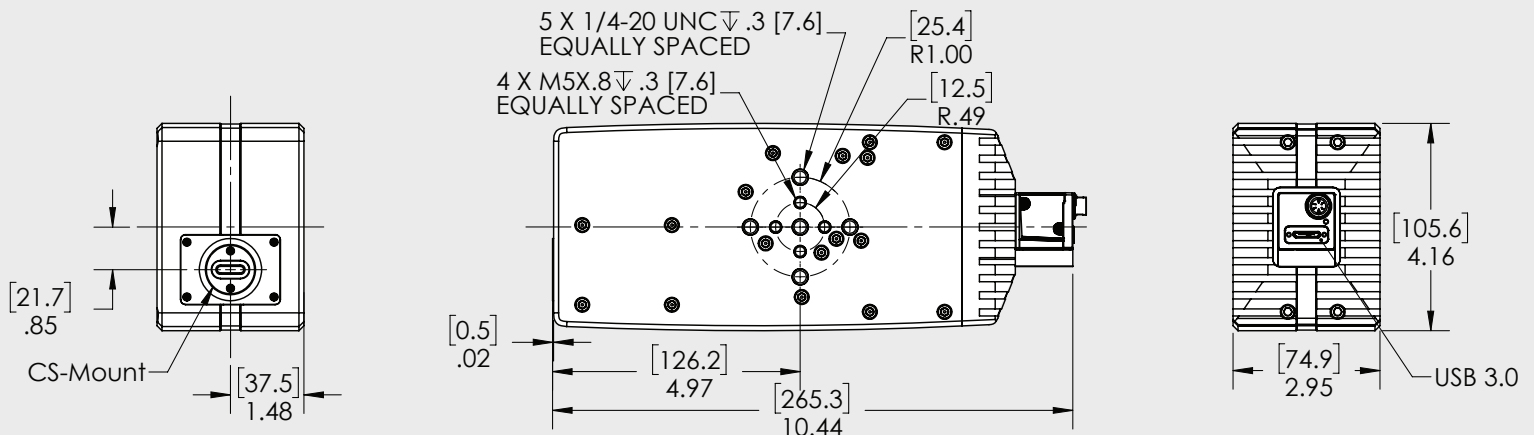
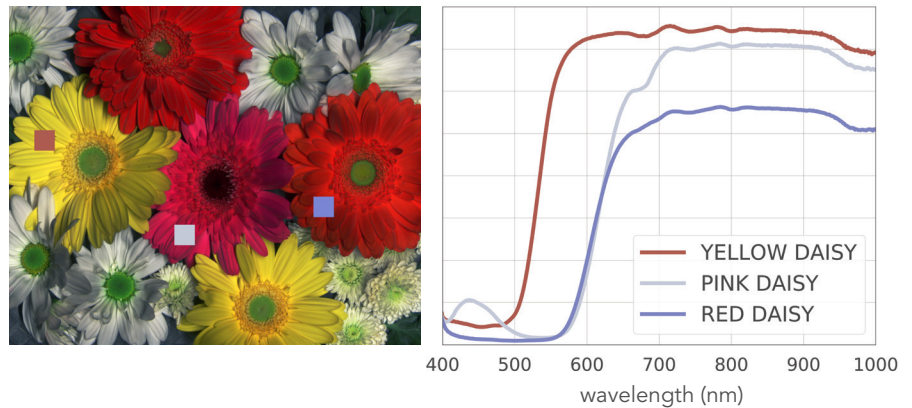
FEATURES

- Spectral Range: 400 – 1000 nm
- 1600 Spatial Pixels Per Line
- 447 Spectral Channels Per Line
- High Performance (1.9 nm FWHM spectral resolution)

SPECTRAL RESPONSE



ACTUAL DATA



PIKA XC2 SPECIFICATIONS

Spectral Range	400 - 1000 nm
Spectral Channels^[1]	447
Spectral Bandwidth	1.3 nm
Spectral Resolution (FWHM)	1.9 nm
Dispersion per Pixel	0.67 nm
Spatial Pixels per Line	1600
f/#	2.4
Dimensions	265 x 106 x 75 mm
Weight (without Lens)	2.51 kg
Power Requirements	3.4 W via USB
Max Frame Rate	165 fps
Interface	USB 3.0
Bit Depth	12
Pixel Size	5.86 μ m
Peak SNR^[2]	255
Binning	spectral and spatial available
Pixel Well Depth	32.7 ke-
Slit Width	12 μ m
Spectrometer Magnification	1.00
Sensor Type	CMOS
Sensor Cooling	passive
Operating Temperature (non-condensing)	0 to +50 C
Recommended Temperature (non-condensing)	+5 to +40 C
Objective Lens Mount	CS-mount
Objective Lens Field-Of-View Options	8°, 11°, 23°, 31°, 43°, 61°, 76°
Software Development Kit	Windows, C++

[1] This is the number of spectral channels spanning 400 – 1000 nm. The total number of spectral channels delivered by the Pika XC2 is 462, with bands extending beyond both edges of the Spectral Range.

[2] This value obtained at minimum binning. SNR can be increased with spectral and spatial binning.

Sample data and hyperspectral analysis software are available for free download at downloads.resonon.com. Resonon provides a programming guidance document for integrating our imagers using readily available SDKs.